



2022 Crime and Incident Data

The Naperville Police Department recognizes that awareness is a key factor in the overall safety of a community. Residents who are aware of the types of crimes happening in their city are more likely to practice situational awareness, report suspicious activity to police and take proactive steps to avoid victimization. For that reason, the Naperville Police Department presents the following overview of crime and incident data reported between Jan. 1 and Dec. 31, 2022.

Crimes against persons make up approximately one-quarter of the total crimes reported in Naperville in 2022. The vast majority (approximately 95%) of crimes against persons reported in Naperville fall into the category of assault, which includes domestic incidents, intimidation and incidents involving physical contact.

The majority (nearly 60%) of Naperville's reported crime in 2022 is classified as property crimes, most of which are theft, fraud (which includes identity theft) and vandalism. We continue to urge residents to lock their belongings to help deter thieves, as force was only used in about 4% of residential motor vehicle burglaries! Of the 50 motor vehicles reported stolen throughout Naperville in 2022, force was only used in about 10% of the incidents. In fact, the keys had been left in many of the vehicles that were ultimately stolen.

Here are a few additional take-aways from the 2022 statistics:

- Overall, both personal and property crime are down compared to 2021. While we only have six months of NIBRS data to compare 2021 to 2022, a manual review of several major crime categories over the course of the entire year confirms this. See below for more information on NIBRS.
- There were two homicides in Naperville in 2022. In one incident, the offender committed suicide prior to officers' arrival on scene. In the other, officers quickly identified and arrested the offender.
- Thirty rapes were reported to police in 2022. While it does not minimize the seriousness of this crime, we feel it is important for the community to know that none of the reported incidents involved an unknown person randomly attacking individuals on the streets of our community. In most of the cases reported in 2022, the victims knew or were somehow acquainted with the offender.
- There was an increase in fatal drug overdoses in 2022, with nine reported.
- Firearms incidents continue to increase, with 198 illegal firearms seized and/or recovered by our officers in 2022. More than half of the firearms were seized during proactive traffic stops.
- Fleeing and eluding continues to be an increasingly pervasive problem throughout the country. Local data shows 137 individuals fled from our officers in 2022.
- Traffic crashes, which dropped significantly during the height of the COVID-19 pandemic, have been steadily increasing in recent years. However, 2022 statistics for property, injury and fatality crashes are still lower than they were in 2019.

As a reminder, the Naperville Police Department converted to a new system of tracking and reporting crime and incident data to the state in mid-2021. This move from Uniform Crime Reporting (UCR) to National Incident-Based Reporting System (NIBRS) was mandated for all law enforcement agencies by the federal government. The reporting differences between the two systems make it difficult to compare our current NIBRS data to the UCR data of years past. Here are a few reasons why:

- UCR used a hierarchy rule in which only the most serious offense within an incident counted. NIBRS counts up to 10 offenses per incident.
- In many crime categories, NIBRS counts the number of victims, not the number of incidents.
- Some crime offense definitions have changed.
- NIBRS also counts attempted crimes, not just completed crimes.

These reporting differences result in us only being able to provide trend data for the last six months of 2022, as we have NIBRS data from the last six months of 2021 to compare it to. As we continue to gather more NIBRS data, we will be able to provide additional comparisons and look at trends over longer periods of time.

Thank you for your partnership in making Naperville one of the safest cities of its size in America.

Police Chief Jason Arres

2022 Crime Statistics

JANUARY 1 – DECEMBER 31



July – December 2021 vs. 2022 Comparison

CRIMES AGAINST PERSONS		
	July-Dec 2021	July-Dec 2022
Murder/Manslaughter	1	0
Justified Homicide	0	1
Unlawful Restraint	0	4
Rape	11	10
Sodomy	1	1
Fondling / Criminal Sexual Abuse	0	3
Aggravated Assault	9	11
Simple Assault	338	377
Intimidation	64	74



CRIMES AGAINST PROPERTY		
	July-Dec 2021	July-Dec 2022
Robbery	13	8
Burglary	66	43
Pocket-Picking	8	12
Purse Snatching	2	0
Shoplifting	107	130
Theft from Building	49	23
Theft from Coin Op Mach	2	0
Theft from Motor Vehicle (BMV)	112	62
Theft of Motor Vehicle Parts	86	118
All Other Theft	170	194
Motor Vehicle Theft	42	32
False Pretenses/Swindle/ Conf Game	124	137
Cred Card/ATM Fraud	2	3
Identity Theft	293	324
Hacking/Computer Invasion	2	5
Arson	1	2
Extortion/Blackmail	5	5
Counterfeiting/Forgery	28	30
Embezzlement	2	3
Stolen Property Offenses	5	7
Vandalism	167	138

July – December 2021 vs. 2022 Comparison



July – December 2021 vs. 2022 Comparison

CRIMES AGAINST SOCIETY		
	July-Dec 2021	July-Dec 2022
Drug/Narcotic Violations	211	161
Drug Equipment Violations	46	27
Prostitution Offenses	5	0
Pornography/Obscene Material	1	2
Weapon Law Violations	52	70



2022 Crimes Against Persons

CRIMES AGAINST PERSONS	2022
Murder/Manslaughter	2
Justified Homicide	1
Unlawful Restraint	9
Rape	30
Sodomy	5
Fondling / Criminal Sexual Abuse	7
Aggravated Assault	23
Simple Assault	917
Intimidation	181
Total	1175



CRIMES AGAINST PROPERTY	2022
Robbery	13
Burglary	84
Pocket-Picking	23
Purse Snatching	1
Shoplifting	243
Theft from Building	62
Theft from Motor Vehicle (BMV)	137
Theft of Motor Vehicle Parts	223
All Other Theft	381
Motor Vehicle Theft	50
False Pretenses/Swindle/ Conf Game	275
Cred Card/ATM Fraud	6
Impersonation	1
Identity Theft	568
Hacking/Computer Invasion	6
Arson	4
Extortion/Blackmail	9
Counterfeiting/Forgery	44
Embezzlement	3
Stolen Property Offenses	9
Vandalism	266
Total	2408

2022 Crimes Against Property

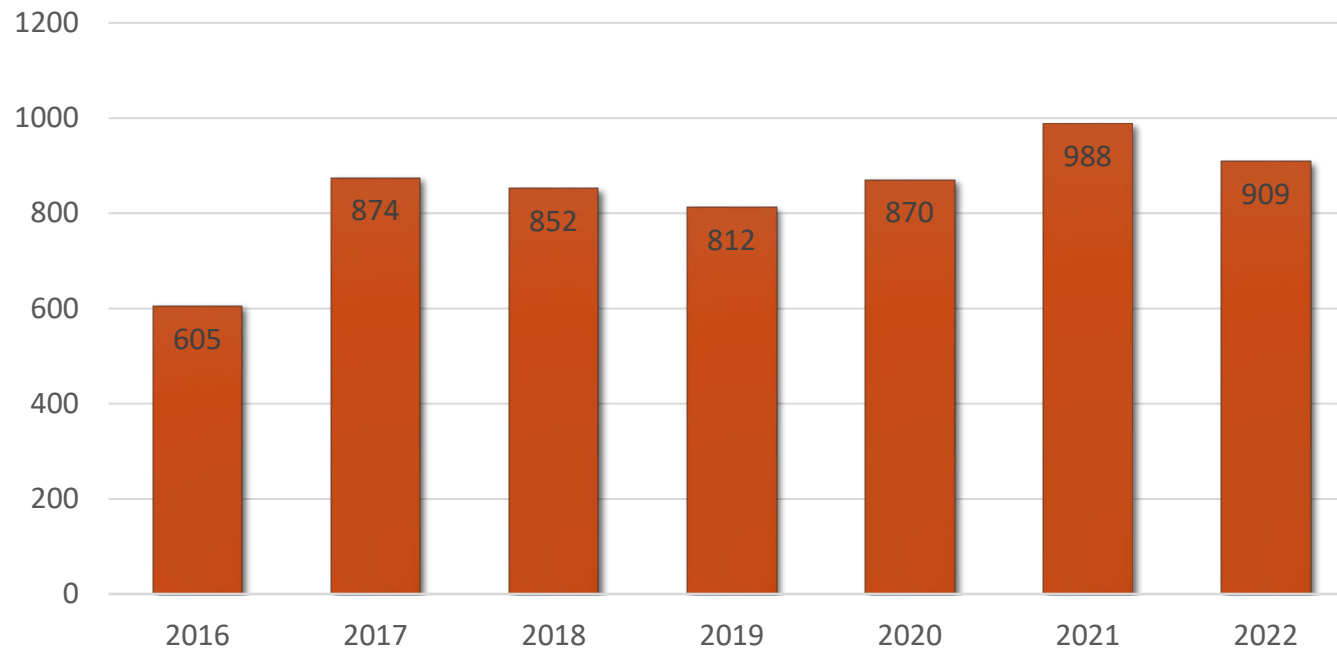


2022 Crimes Against Society

CRIMES AGAINST SOCIETY	2022
Drug/Narcotic Violations	382
Drug Equipment Violations	62
Prostitution Offenses	2
Pornography/Obscene Material	2
Weapon Law Violations	148
Total	596



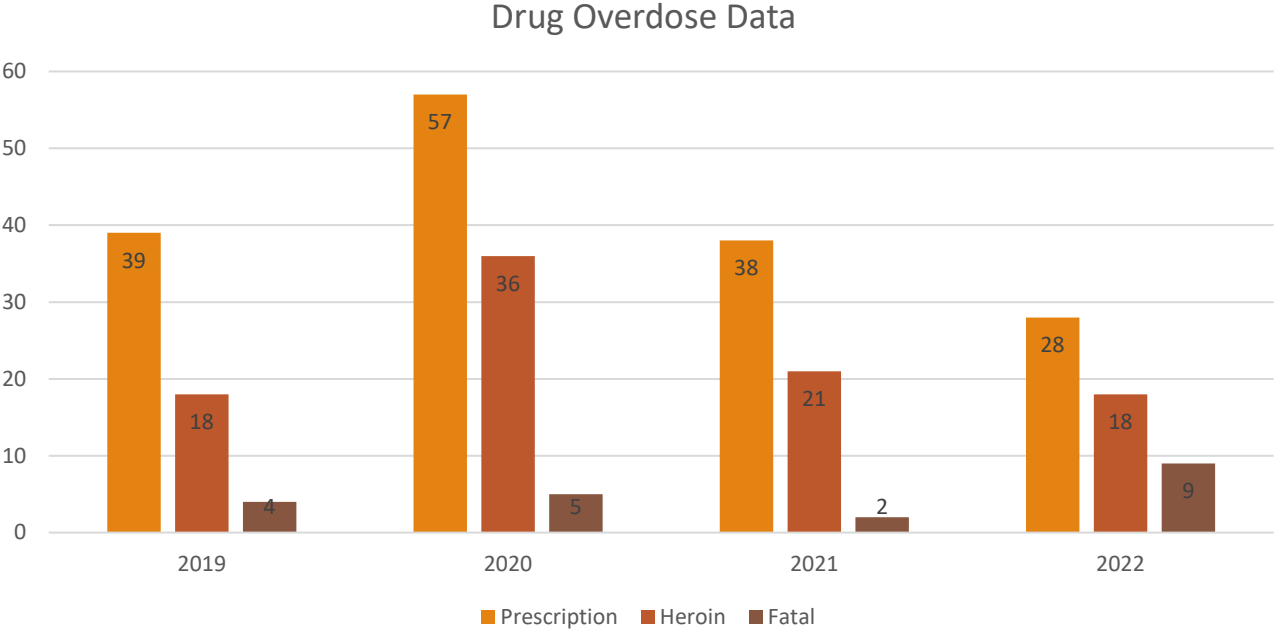
Mental Health Incidents

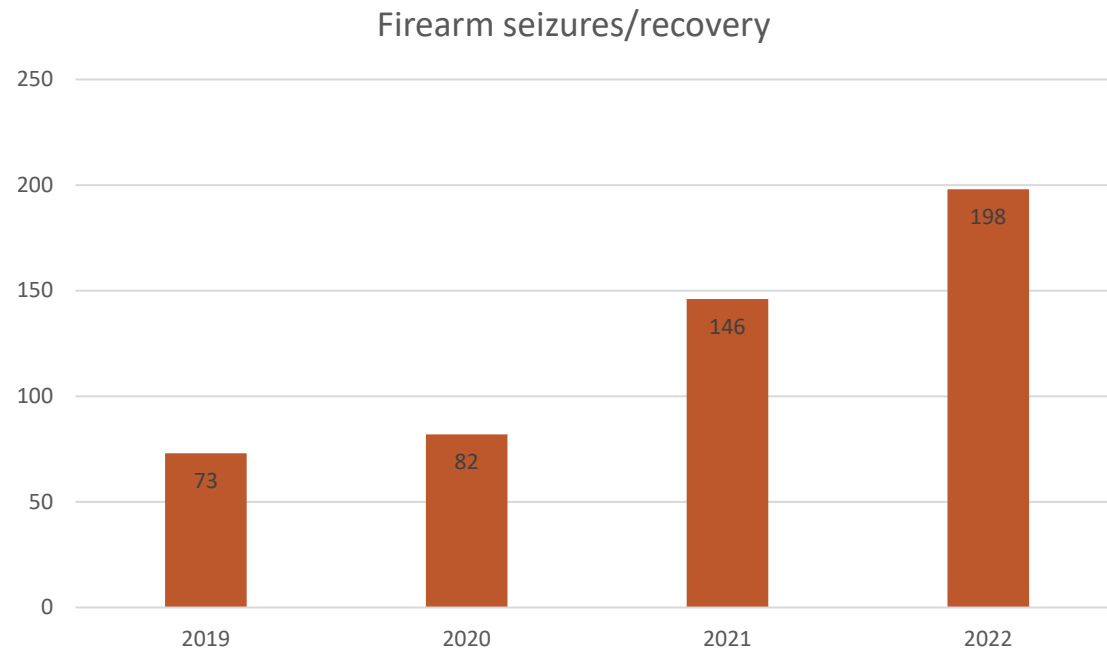


Mental Health Incidents



Drug Overdose Incidents



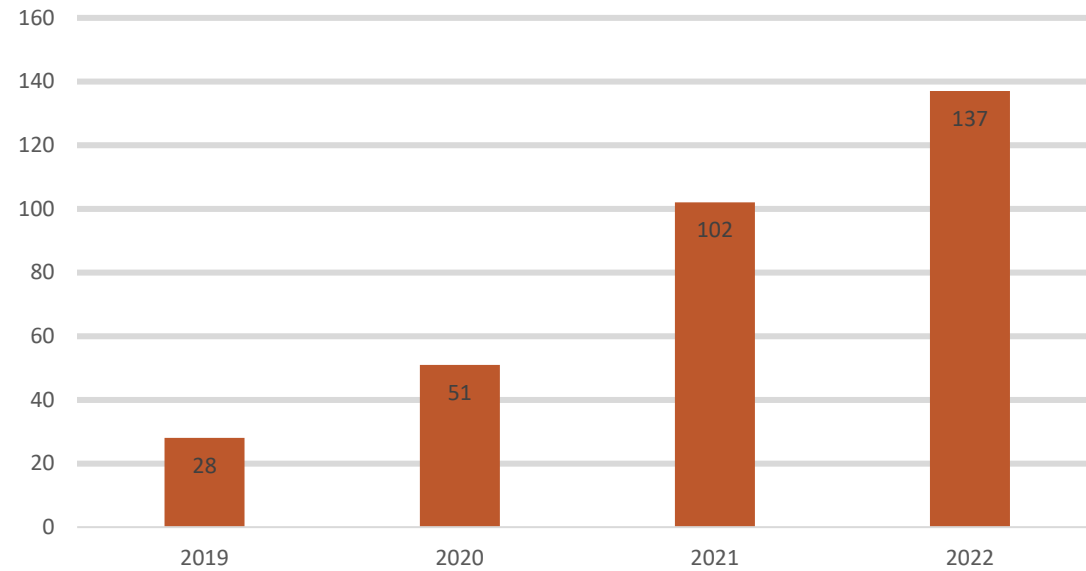


Firearm Seizures/ Recovery

**109 firearms were seized during traffic stops in 2022.*



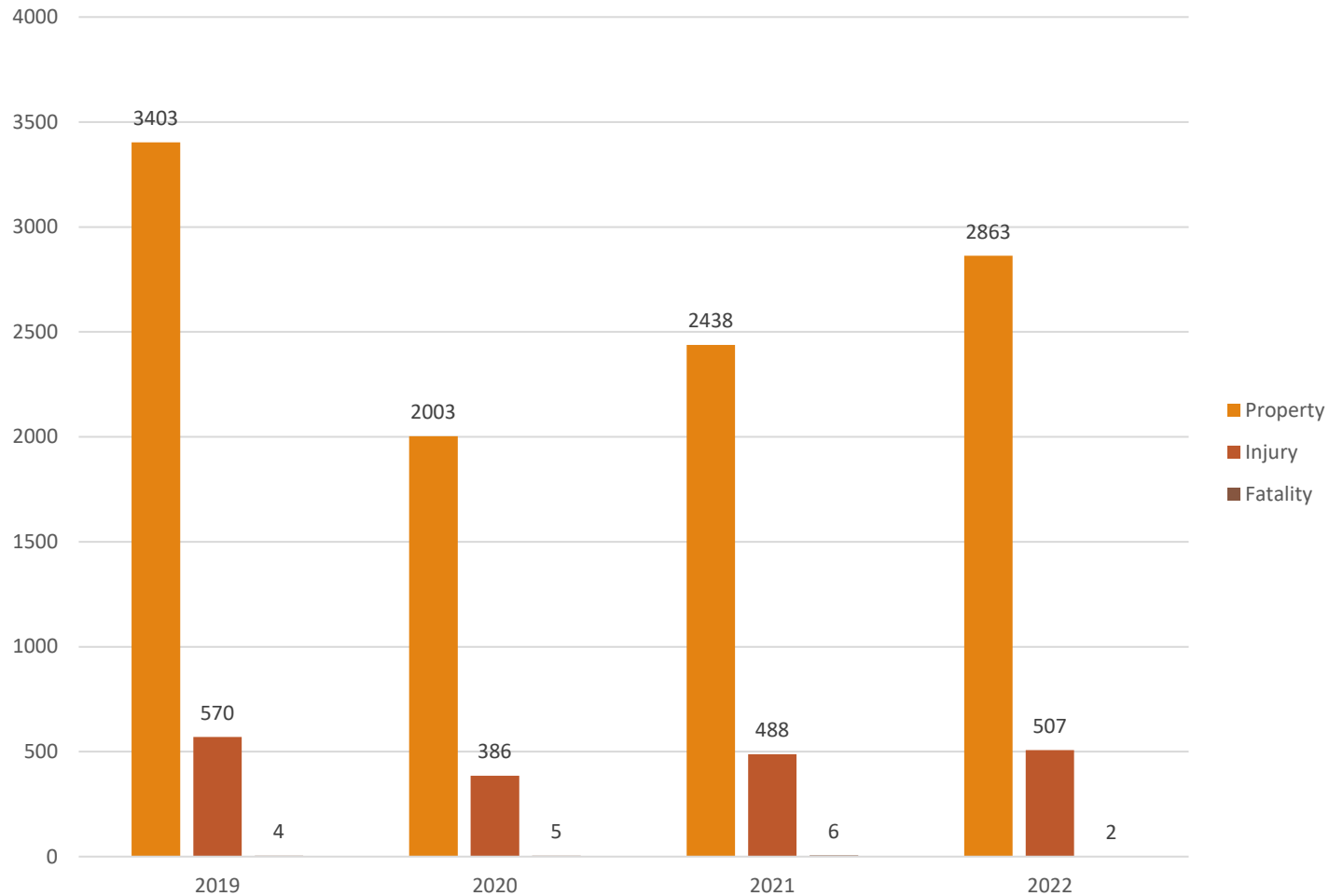
Fleeing and Eluding



Fleeing & Eluding



Last 4 years of Traffic Crash Data



Traffic Crash Data

